



EPA ENERGY STAR Climate Controls

Stakeholder working meeting
RCCS Field Savings Metric
2/27/2015

Agenda

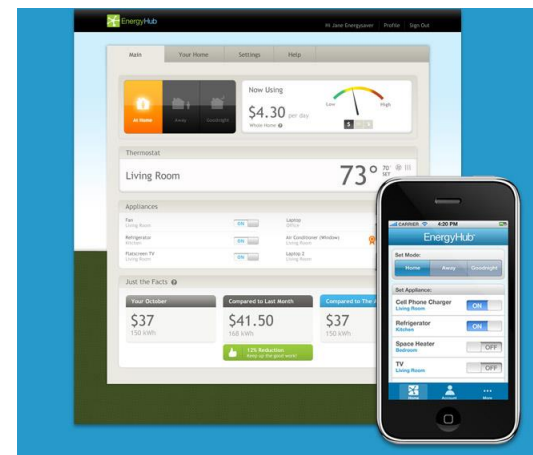
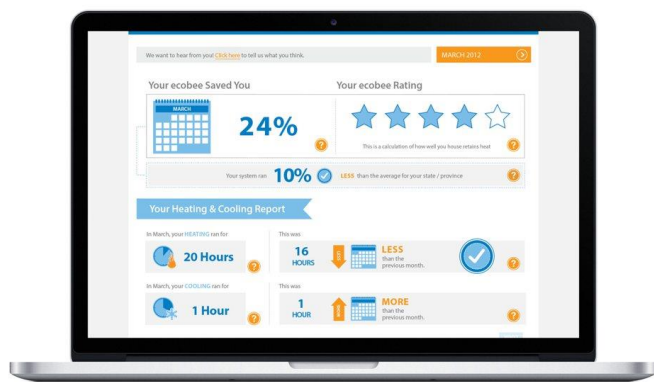


- Reminder of what EPA is aiming for, purpose of the series of meetings (skip if no new participants)
- Any administrative issues?
- Review of previous topics
 - Data call
 - Any comments/feedback on latest metrics doc
- Today's topics to dig in to
 - Characterizing energy saving control of heat pumps
 - Multi-stage systems (from parking lot)
- Agreed actions
- Parking lot review

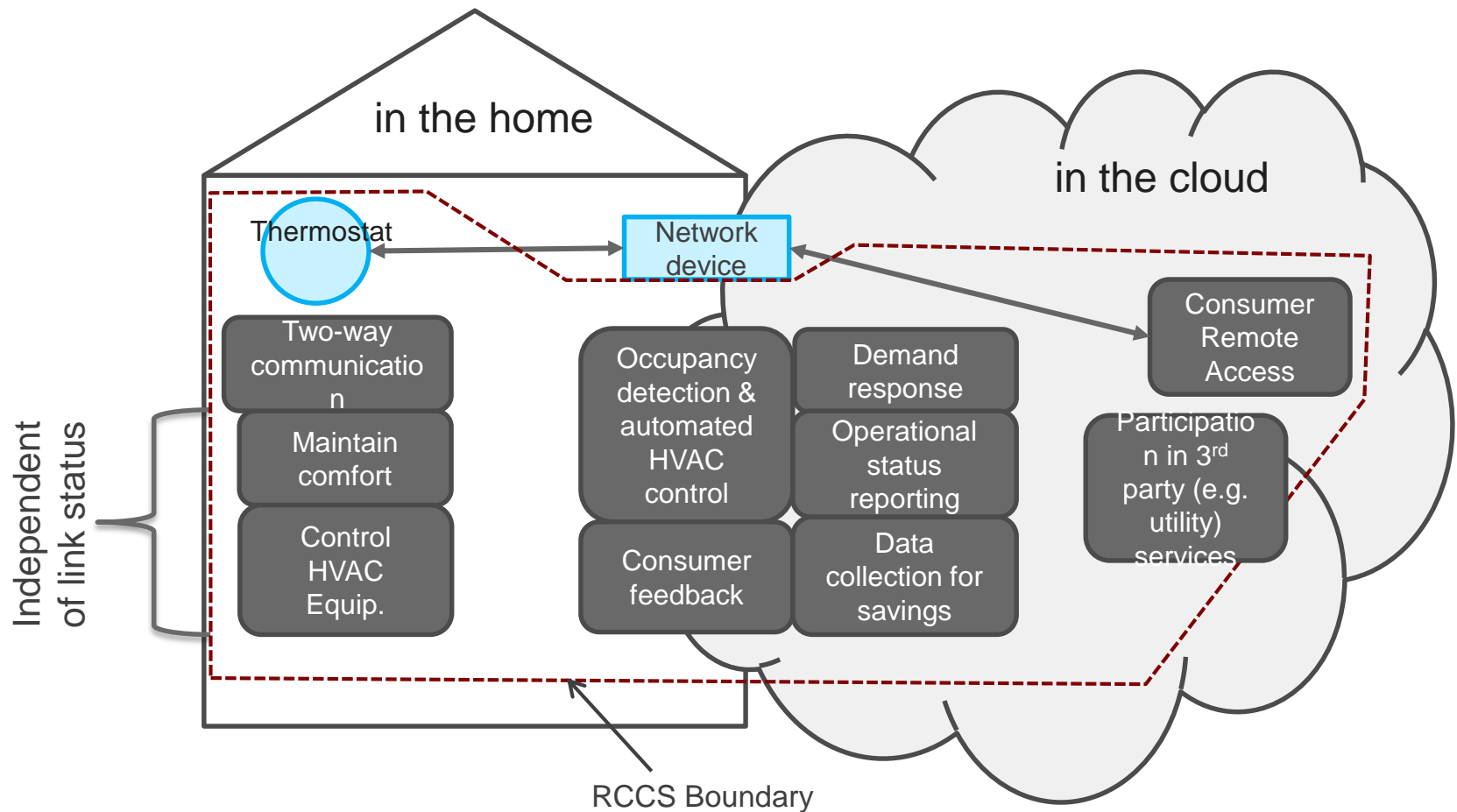
Introduction – A New Approach



- Large potential savings
- New product types & business models emerge
- Measuring RCCS savings being done today, but...
 - no standard methodology
 - savings claims vary widely



Blend of local hardware and cloud services provides RCCS capabilities



Program Outline



- Recognition for RCCSs that save energy in the field
- To earn the ENERGY STAR:
 - RCCS criteria that enables savings
 - Periodic reporting of savings
- Product includes service component
- ENERGY STAR Partner is service provider
- Periodic field data
 - Calculate program emissions reductions
 - Serve as energy savings data for QPL

Step 1: Metric



- Ranks RCCSs based on field savings
- Uses data from RCCS or publically available
- Preserves consumer privacy
- Protects proprietary information
- Practical to calculate
- Activities to date
 - Framework 11/5/14; San Francisco meeting 11/19/14
 - Algorithmic framework 1/12/15; Stakeholder call 1/16/15
 - Stakeholder call and next algorithmic framework, 1/30/15

Administrative concerns?

- Anything we need to deal with?

Review of previous topics

- Data call
 - Anything unclear? Full data call and correlation of zip codes to climate zones available at energystar.gov and on the Google drive.
 - When do participants expect to have data for us?
- Latest metric doc
 - Explored the question of calculating daily degree-days using hourly data or daily averages. Any feedback on that point?
 - Practical question to ponder- if expected to submit summary data including all or most of your installations, could you store a year of hourly data for each and then calculate? Could you store a year of daily data? Or is there a way to do a running calculation?

Focus topics for today – heat pumps

- Two weeks ago, we started a discussion of how to characterize how well products were avoiding the use of strip heat.
- Last idea we heard was to use compressor utilization (as in the January metrics doc) but report it binned by outside temperature.
- Further discussion
 - daily outdoor temp or hourly?
 - More computation time? Not significant if using daily average outdoor temp
 - Look at it a couple ways to decide what is most useful
 - Recovery from setback? Captured already in set temp savings calc

Focus topics for today – heat pumps

- Further discussion
 - Bins? 5 F bins down to zero F.
 - Run compressor and strip heat both at the same time – heat pumps continue to provide useful heat ($COP > 1$) down to 0F
 - Lockout temp protects compressor against super-cold temperatures
 - Metric then should be aux heat run time over total heating run time
 - Will probably include geographic bias because the practice for strip heat installation varies with design temperature
- Lockout controlled by thermostat, generally
- Hot-humid region heat pumps have heat?

Focus topics for today – multi-stage systems



- Ideas for dealing with them
 - If input power of each stage tends to have a regular relationship to that of other stages (across product models), could do a weighted sum.
 - Other ideas?
- Discussion
 - For multistage gas furnaces, turn down ratios in fairly narrow range
 - For stages with essentially the same efficiency – this would not be useful for dealing with strip heat.
 - For cases where the two stages are the same efficiency, which one runs more doesn't matter to efficiency – base weighting on efficiency only?

Focus topics for today – multi-stage systems (discussion)



- But weighting by energy consumption makes sense for the run time vs. delta T model, and for modeling with run time proportional to energy consumption.
- Higher capacity stage may be MORE efficient in actually distributed energy, because for example for low speed, you need to keep the leaky ducts warm all the time.
- A good connected thermostat might do something different in a particular home, based on the particularities of the home.
- But, would not generally know the input energy of the various stages.

Focus topics for today – multi-stage systems (discussion)



- Percent savings from better set point may be the same regardless of the number of stages in a furnace
- The percent savings may be more different for multistage compressor system.
- In multistage system, you would get two sets of run time data, could analyze them to understand relative size of stages.

Running parking lot

- Will providers use this method to make savings claims?
- Verification and gaming the system?
- Does the customer base bias the metric results, aside from the qualities of the products?
- Add on today's parking lot items...

Contact Information



Abigail Daken
EPA ENERGY STAR Program
202-343-9375
daken.abigail@epa.gov

Doug Frazee
ICF International
443-333-9267
dfrazee@icfi.com