


A beautiful world
starts with you



ENERGY STAR[®] helps each of us protect the environment through superior energy efficiency. ENERGY STAR is administered by the U.S. Environmental Protection Agency and the U.S. Department of Energy. www.energystar.gov



ENERGY STAR



Energy and Our Planet.

Each time we turn on a light or TV, we use energy. Most often, fossil fuels (like coal and oil) are burned to create that energy. This causes greenhouse gases to be released. Scientists believe that greenhouse gases are making our planet warmer.

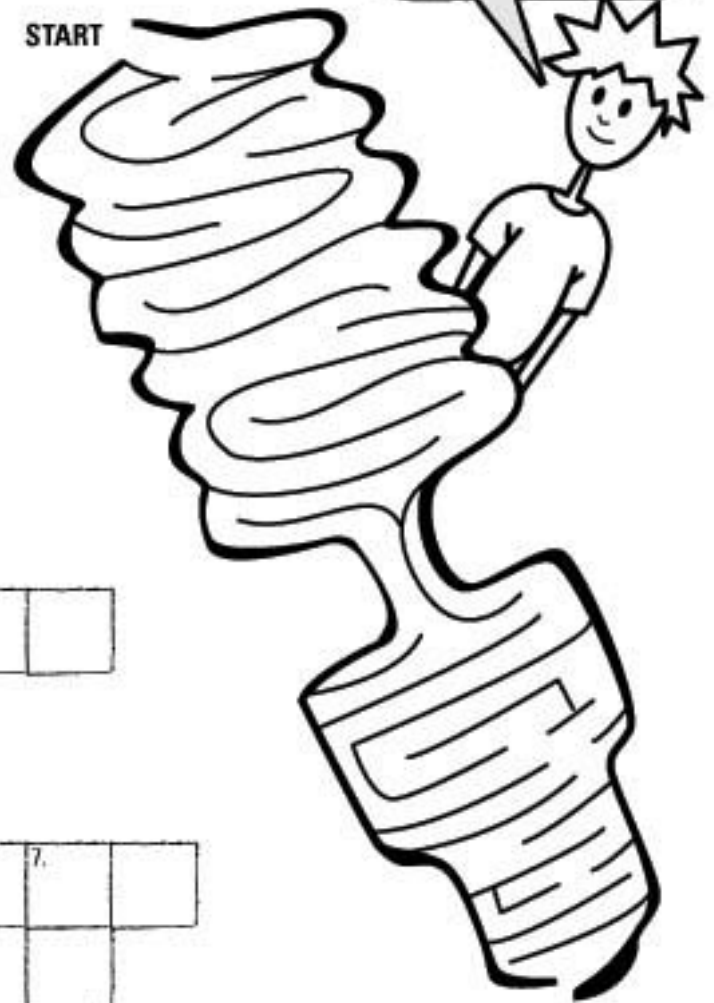
Did You Know?

Even a small increase in temperature over a long period of time can change the Earth's climate.

Be an Earth Protector!

When Joe leaves his bedroom he knows he needs to turn off the lights. Help him find his way to the light switch so he can help save energy and protect the environment.

START



Help Out!

Help protect the environment. Turn off or close the answers in the crossword and make a difference every day.

Down

- Keeps food cool
- Use this to leave your home
- DVD _____
- You watch cartoons on this



Across

- Keeps things breezy
- You use this to go online
- Turn these on when it gets dark
- ENERGY _____ - products and buildings with this label use energy best



FINISH!

Do Something Every Day!

You can help save energy everyday. Start in your home. Use energy only when you need it. Turn off lights, TVs, and stereos when you are not using them. Set your computer to "go to sleep" when you are away. Doing these easy things each day adds up and can really help our environment!

What Might Happen.

Scientists don't know for sure what will happen, but changes in weather patterns could threaten plants and animals who don't adapt quickly enough. Try to find everything that depends on a healthier environment in the picture.



Bright Idea!

When you use products with the ENERGY STAR you use less energy, which means you are helping to protect the environment by reducing greenhouse gases.

Look for ENERGY STAR!

Hidden in the puzzle are objects or places you might find the ENERGY STAR label. Try to find all the words and then look for the ENERGY STAR in your home.

DISHWASHER	WINDOW	CEILING FAN
WASHING MACHINE	LIGHTBULB	SCHOOL
PHONE	COMPUTER	HOTEL
TELEVISION	STEREO	
THERMOSTAT	REFRIGERATOR	



Make Your Own Nature Scene

Make your own beautiful scene from nature with a fun diorama. By working together, we can help keep our earth clean for future generations.

Materials

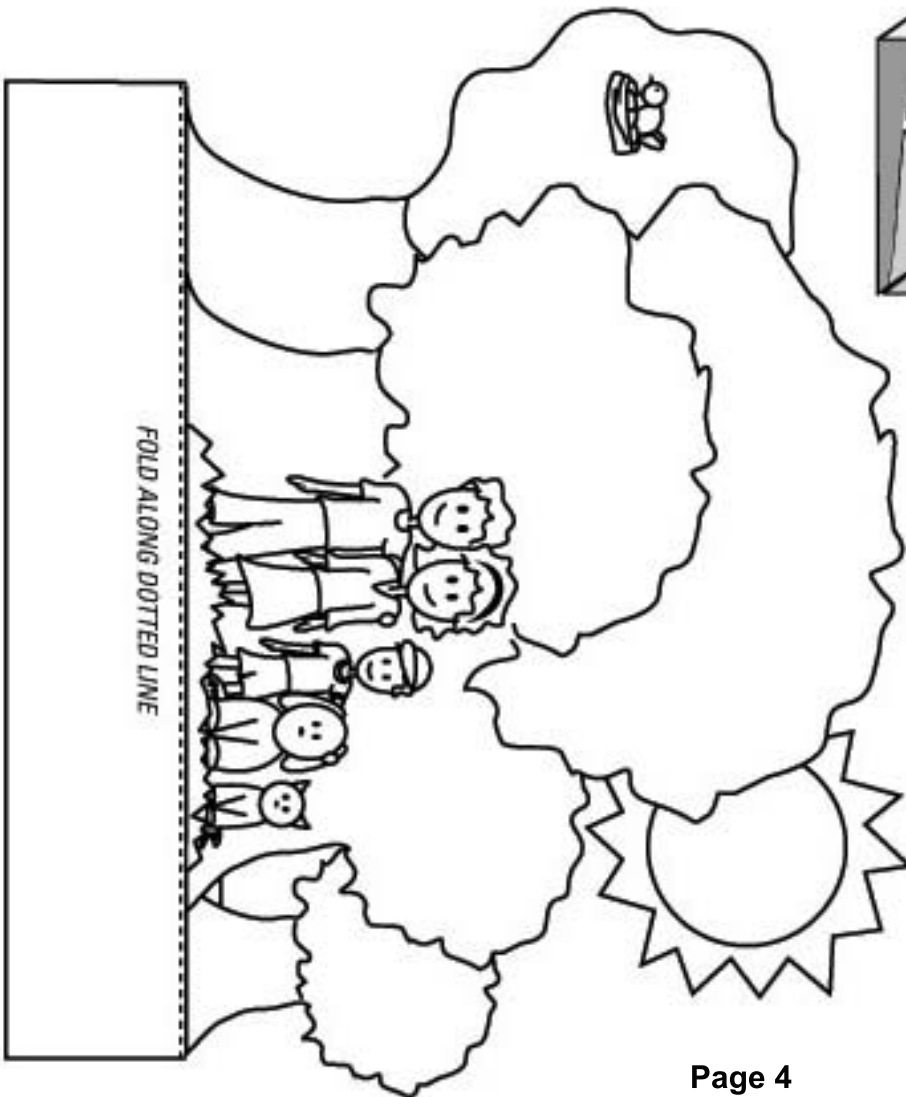



- construction paper
- shoe box
- scissors
- glue
- pencils, crayons, markers
- outdoor magazines
- leaves, grass, items from nature for extra effects

Directions

Step 1 Cut a piece of paper to fit the bottom and sides of the shoe box. The shoe box will be displayed on the long side so the bottom of the box will be the back of your scene. Draw hills, mountains, or anything else you would like for your background. Paste the paper to the inside of the box.

Step 2 Color and carefully cut out the trees and other shapes or make your own. Fold the bottom of the paper to make them stand.

Step 3 After you have several pictures standing, glue your pictures into the box to create a beautiful nature scene. You can also add things from nature for the finishing touches.





HaHa, HaHa, HaHa, HaHa, HaHa, HaHa, HaHa, HaHa, HaHa, HaHa, HaHa, HaHa
 HaHa, HaHa, HaHa, HaHa, HaHa, HaHa, HaHa, HaHa, HaHa, HaHa, HaHa, HaHa


What kind of party did the tree have?
 A lumber party!

What did the frog say when he saw the rabbit?
 Hop to see you later!

What do trees eat with?
 Chopped sticks!



ANSWER KEY






Make a Difference Every Day!

We only have one Earth. That's why it's important for everyone to pitch in and help make our world clean and beautiful. Here are some ways for you to help make a difference. Add your own ideas too!

- | | | | |
|--------------------------|---|--------------------------|---|
| <input type="checkbox"/> | 1. Recycle paper, plastic, glass and cans. | <input type="checkbox"/> | 6. Use products with the ENERGY STAR label. |
| <input type="checkbox"/> | 2. Don't leave water running when you brush your teeth. | <input type="checkbox"/> | 7. Use both sides of a piece of paper before throwing it away. |
| <input type="checkbox"/> | 3. Turn off lights, the TV, and other electronics when you're done with them. | <input type="checkbox"/> | 8. Don't leave doors to the outside open for longer than necessary. |
| <input type="checkbox"/> | 4. Ride a bike instead of taking a car or bus. | <input type="checkbox"/> | 9. Talk to your friends and family about saving energy. |
| <input type="checkbox"/> | 5. Pick up litter. | <input type="checkbox"/> | 10. _____
_____ |



EXTRA

Make a pressed flower and leaf book. Collect flowers and leaves and put them in a heavy book. When they are dry, tape them into a notebook and see if you can find out the names of the plants.



More ways to help with ENERGY STAR.

At www.energystar.gov you can learn more about ENERGY STAR and other ways you can help protect the environment. Don't keep it a secret—share these ideas with your family and friends.

